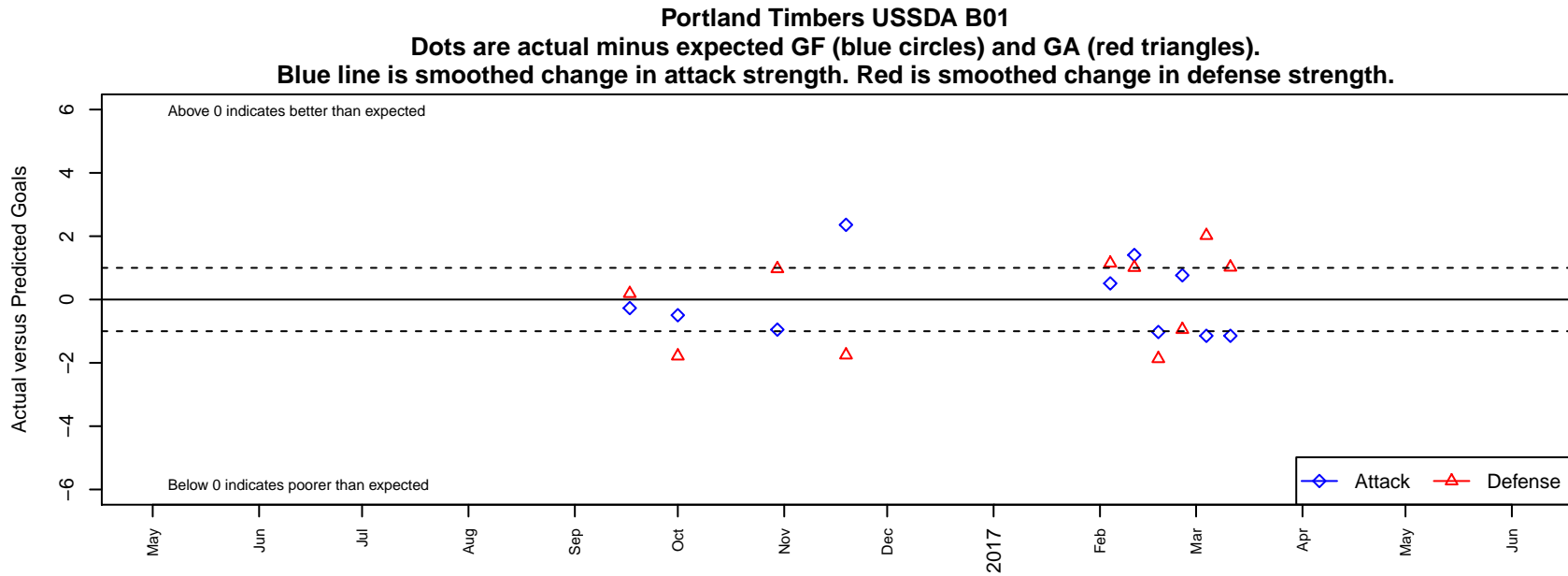


Portland Timbers USSDA B01

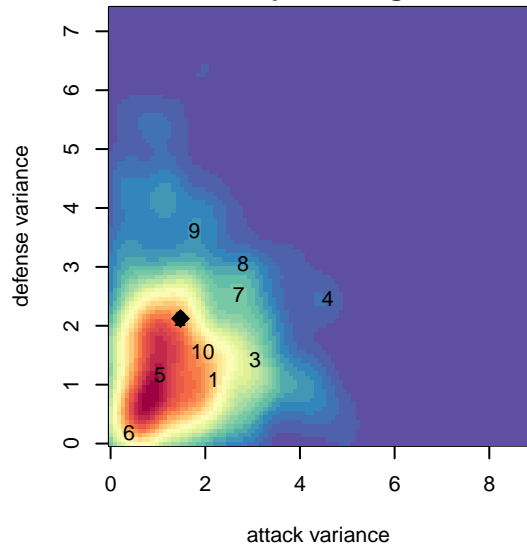
, OR
B01 total strength=1685
attack=26.93 defense=17.09

alt names used:
Timbers Academy 01B
Timbers Academy 01B FWRL

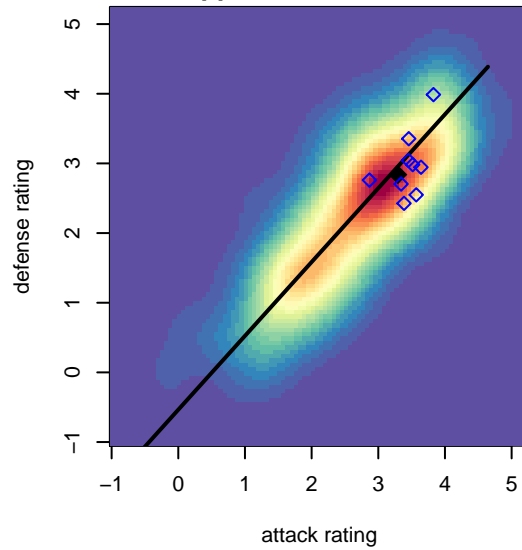
Venues played:
2016 FWRL B01



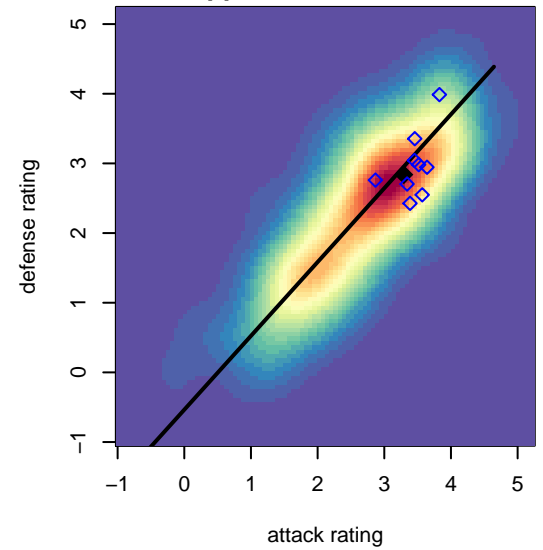
**attack and defense variance (black dot)
relative to other teams
and top 10 in region**



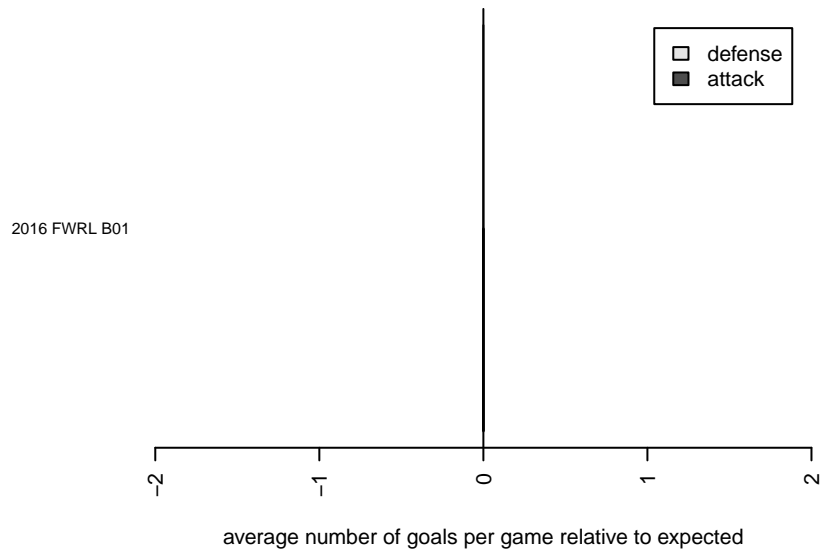
**attack and defense rating
relative to others at age
and all opponents in last 13 months**



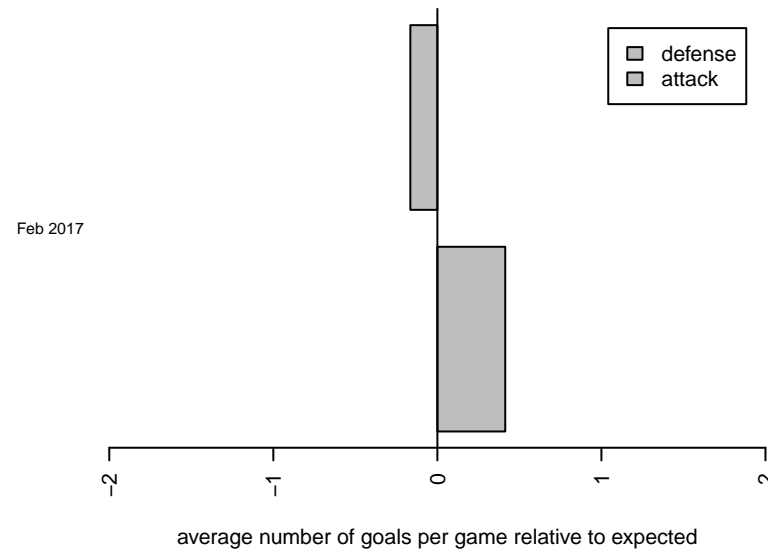
**attack and defense rating
relative to others at age
and all opponents in last 13 months**



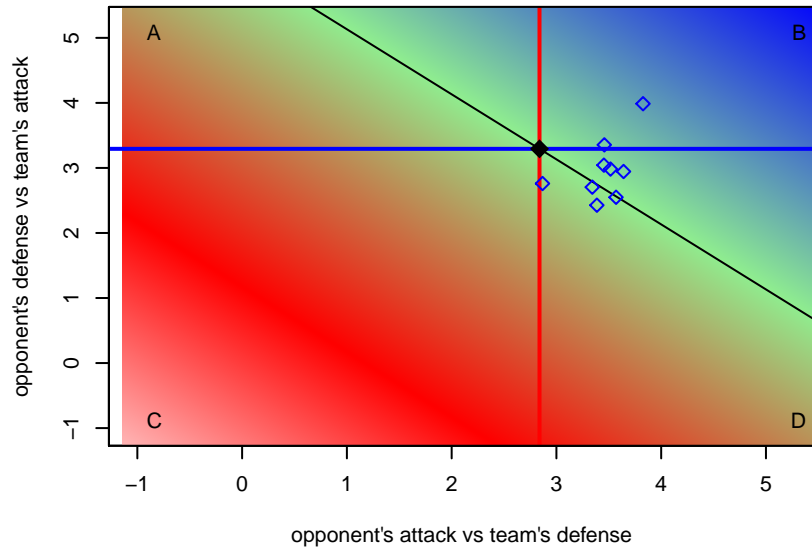
Performance relative to 13 month average



Performance relative to 13 month average



Distribution of opponents
 Red = Lose zone, Blue = Win zone, Green = Even
 Black line separates win/lose zones



lot. A=Neither has attack advantage, B=Opponent has both attack and defense advantage, C=Opponent has both attack and defense disadvantage, D=Both have

date	home		away		venue	pred.home	pred.away
2017-03-11	Westside Timbers Copa B01	1	Portland Timbers USSDA B01	0	2016 FWRL B01	2.02	1.15
2017-03-04	Portland Timbers USSDA B01	0	Westside Timbers Copa B01	0	2016 FWRL B01	1.15	2.02
2017-02-25	Portland Timbers USSDA B01	2	Eastside FC Red B01	3	2016 FWRL B01	1.23	2.05
2017-02-18	Eastside Timbers Red B01	4	Portland Timbers USSDA B01	1	2016 FWRL B01	2.13	2.03
2017-02-11	BSC Portland Black B01	1	Portland Timbers USSDA B01	4	2016 FWRL B01	2.01	2.59
2017-02-04	FC West Inter B01	0	Portland Timbers USSDA B01	2	2016 FWRL B01	1.15	1.49
2016-11-19	WA Rush B01	4	Portland Timbers USSDA B01	4	2016 FWRL B01	2.25	1.64
2016-10-30	PacNW Maroon B01	1	Portland Timbers USSDA B01	1	2016 FWRL B01	1.97	1.95
2016-10-01	Seattle United Copa B01	5	Portland Timbers USSDA B01	0	2016 FWRL B01	3.21	0.50
2016-09-17	WPFC Black B01	2	Portland Timbers USSDA B01	1	2016 FWRL B01	2.19	1.27